

Engineered for flexibility and performance.™

INVERTER MINI CHILLER/ HEAT PUMP



Four core strengths

Unsurpassed · Be the legend

By applying the cutting-edge inverter technologies of the group and inheriting the cooling water technologies based on profound foundation, Daikin grandly came out with new series of DC inverter household central air conditioners following the household central air conditioners first launched, resetting up a model in the industry of household central air conditioners.

Product line up



Energy saving

- **4.23** The highest IPLV, reaching the pinnacle of household central air conditioner field.
- **3.19** The highest COP, awarded the national energy saving certificate.

Silent

- **8** noise reduction technologies, with double silent mode.
- **10dB(A)** ultimate noise reduction for the comfort of a quiet environment.

Comfortable

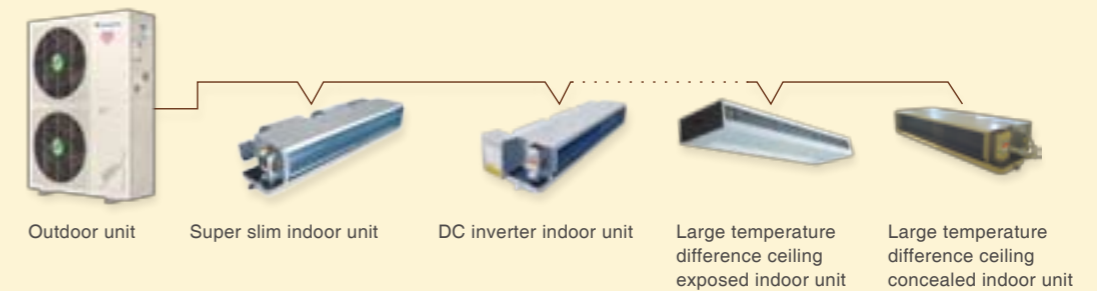
- **±1°C** temperature fluctuation for the brand-new realm of coziness.
- **15%~120%** output, supports superb floor heating.

Stable

- **3** anti-freezing protection measures for the steadiness of the unit.
- **-15~48°C** ultimate operating range for the all-weather operation of the unit.

Contents

Features ----- 04	Technologies ----- 12	Specifications ----- 16
Application ----- 09	Intelligent control ----- 14	Installation and use ----- 18



		Horse Power (HP) of outdoor unit									
			3	4	5	6	7	8	10	12	15
Central air conditioner outdoor unit	Side air discharge		●	●							
	Top air discharge				●	●	●	●			

		Specifications of indoor unit (CFM)							
			200	300	400	500	600	700	800
Indoor unit	Super slim FWW-VC		●	●	●	●	●	●	●
	DC inverter FWW-EC		●	●	●	●	●		●
	Large temperature difference ceiling exposed FWW-AA		●	●	●		●		●
	Large temperature difference ceiling concealed FWW-DA		●	●	●	●	●		●

Note: ● indicates 220V power supply, ● indicates 380V power supply; the unit conversion of air flow: 1CFM = 1.7m³/h.

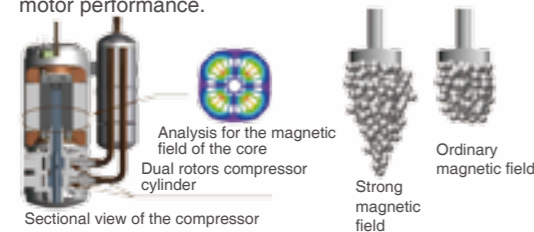
Features

Inverter for energy saving

High efficiency DC inverter compressor

High efficiency dual rotors design

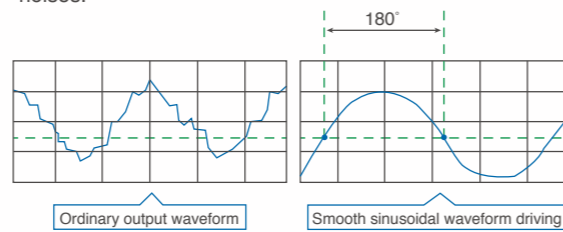
Neodymium magnet rotor motor can produce a strong permanent magnetic field to greatly enhance the compression torque and ensure the high-efficiency operation of the compressor; the CAE software optimizes the shape of tooth-shaped stator core and improves the motor performance.



Note: Inverter compressors are adopted for 3HP to 8HP units.

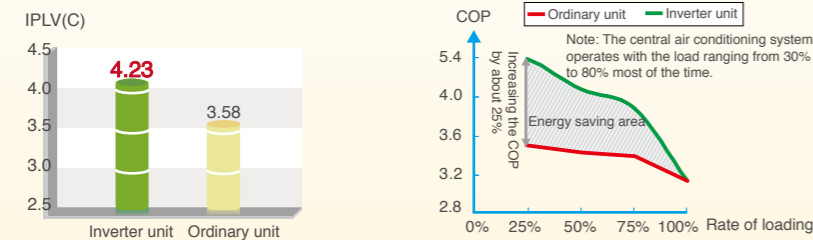
Vector inverter control technology

Capable of generating a smooth 180 degree sinusoidal voltage waveform, allowing the stator coil of the compressor to constantly form a steady rotating magnetic field and effectively reducing the compressor vibration and noises.



Highest IPLV value of the industry

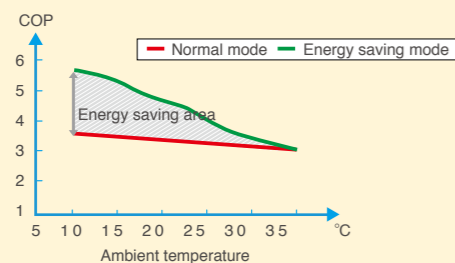
Through elaborate design and the matching tests conducted nationally recognized laboratories, the Integrated Part Load Value (IPLV) can reach 4.23, which is at the highest level in the industry of household central air conditioners. The maximum COP of the series reaches 3.19, which passed the national energy saving certification, and can save operating cost for customers and bring a profitable return from energy saving.



TIPS: The conventional standard for measuring energy saving performance of air conditioners is COP at full load, but air conditioners operate with partial load for 90% of the time. Therefore, COP at full load does not truly reflect the energy saving performance of the unit for the whole year. As the energy efficiency indicators of the unit at various loads have been taken into account in Integrated Part Load Value (IPLV), the IPLV reflects the energy saving performance of air conditioning systems more accurately and objectively.

One-key energy saving mode

The system automatically adjusts the outlet water temperature and intelligently optimizes energy efficiency of partial load according to changes in the ambient temperature and the load demand, achieving the best energy saving state and saving energy by over 15%.



Note: The lower the ambient temperature, the better the energy saving performance (take the cooling operation as an example).



Features

Silent and low noise

Eight noise reduction technologies

Variable speed fan motor

The motor operates at a low speed in the silent mode, and the maximum noise reduction of the unit reaches 10dB (A).

New vortex fan blade

It effectively resists the vibration caused by the air flow and reduces the pressure loss.

Metal grille with low wind resistance

It reduces the turbulent flow of the air suction and discharge to promote discharge of the heat exchange air flow and reduce the noises of air flow.

Vibration reduction spacer of the compressor

It effectively absorbs the compressor vibration, avoiding the chassis vibration driven by the compressor.



Optimized piping design

It reduces the piping vibration and resonance generated during the operation of the air conditioner and decreases the noises of pipeline vibration.

High quality low-noise pump

A fully enclosed motor is adopted for the water pump to effectively reduce noise transmission (with ultra low noises).

Noise reduction design of the compressor

The balancing design of double rotors is adopted for the inverter compressor to reduce vibration and ensure quiet operation.

Noise reduction through sound-absorbing cotton

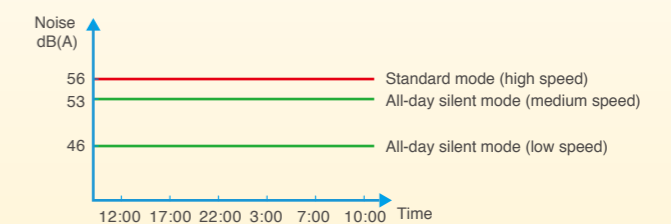
The inverter compressor is covered with five layers of sound-absorbing materials to minimize noises.

Silent mode

The unit can be set to all-day silent mode and night silent mode. In the silent mode, the unit intelligently regulates the fan speed based on its operating status and the outdoor ambient temperature to realize the medium-speed or low-speed silent operation. In this way, the unit will be constantly in the best operating status, and the running noises can be reduced by a maximum of 10dB (A), creating a quieter living environment for the family.

All-day silent mode

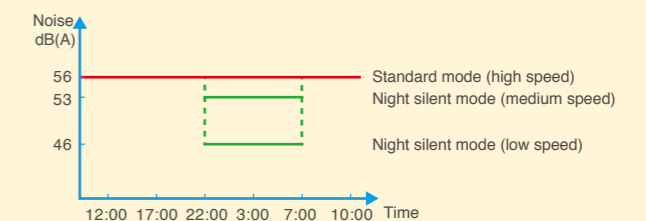
The fan motor runs at the medium speed or low speed all the day, ensuring a quiet and comfortable environment for you.



Note: take UAL040ER5 as an example

Night silent mode

The fan motor runs at the medium speed or low speed at nighttime, creating a quiet sleeping environment for your family.



Note: take UAL040ER5 as an example

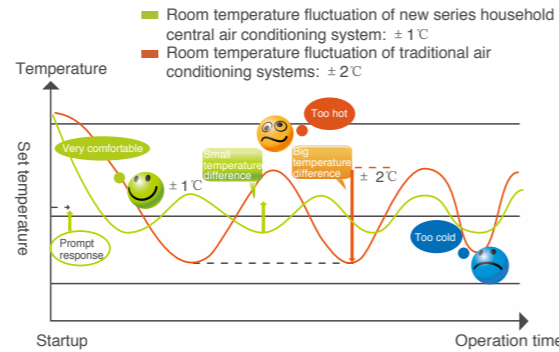
Features

Comfortable and healthy

Ultimate comfort

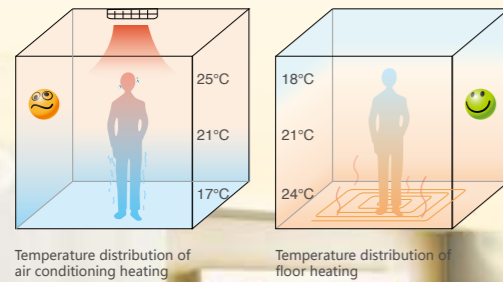
The unit monitors the parameters such as the temperature and pressure of the system in an all-round way, and can adjust the capacity stably according to the indoor load demand. The indoor temperature control is more precise, avoiding fluctuations in air supply temperature of traditional air conditioners and allowing you to enjoy the ultimate comfort.

Water is used as the refrigerating medium for the heat exchange between the unit and the indoor air (equivalent to the direct evaporation system of the refrigerant) to prevent fluctuations in the air supply temperature caused by shutdown of some indoor units. In addition, the indoor unit features lower air outlet temperature and more excellent dehumidification performance. The unit can also be provided with a fresh air system to improve the indoor air quality.



Floor heating

With its unique floor heating mode, new series household central air conditioners achieve the function of one-key floor heating. As the mainstream heating mode in Europe, floor heating distributes the room temperature evenly, making the body feel more comfortable. The ultimate double-variable technology of inverter household central air conditioner is perfect for the floor heating project. In the initial state of floor heating, the overclocking operation with 120% of the nominal capacity can be achieved and the heating water outlet temperature of 55°C is also possible to quickly reach the set temperature to be; in the floor heating mode, the unit can operate at low frequency with a low water flow and partial capacity to guarantee long-term low load operation of floor heating so that you can enjoy the natural heating mode of feeling cool at the head and warm at the feet.



Technical support	Rapid floor heating of the initial stage	Long-time running and stable floor heating
Inverter compressor	Overclocking operation to generate more heat	Low frequency operation to save more electricity
Variable speed water pump (variable frequency water pump or double-speed water pump is available)	Large water flow to output more heat	Small water flow to realize output on demand
Intelligent temperature control	Maximum water temperature to achieve faster heat exchange	Stable water temperature to avoid dry air

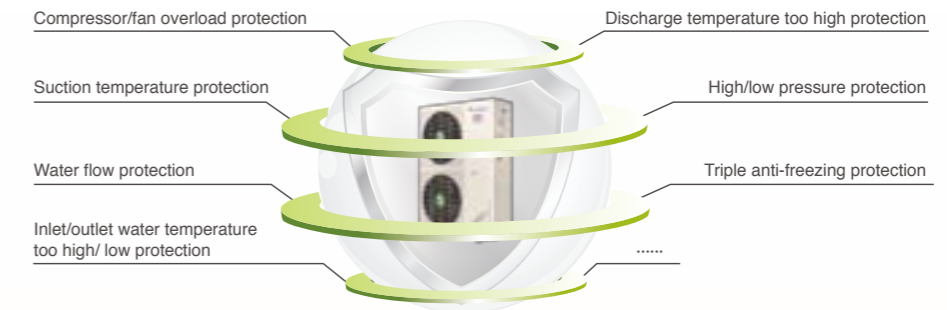
Features

Safe and reliable

Full protection

Comprehensive safety protection

The pressure sensor, high pressure switch and temperature sensor are used to implement real-time monitoring on parameters such as system pressure and temperature as well as comprehensive protection of the unit and system to realize more accurate control and more steady operation.



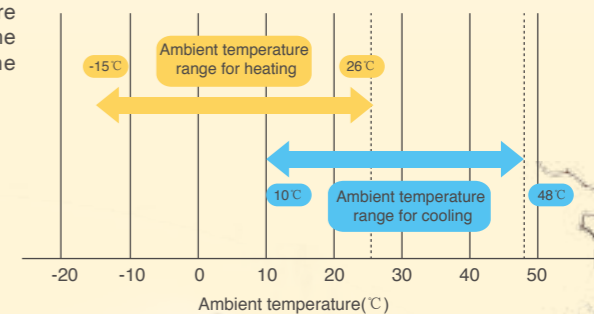
Triple anti-freezing protection

- Anti-freezing through water pump operation: The unit will start the built-in water pump to implement the anti-freezing cycle if the water temperature of the system is too low in the standby mode.
- Anti-freezing through unit heating: Once the water temperature exceeds the range of safety parameters, the unit will start the heating anti-freezing cycle until the water temperature returns to the preset safety value.
- Automatic anti-freezing through water discharge (optional): The water temperature of the system decreases with the falling ambient temperature in case of power failure. The automatic water discharge anti-freezing valve carries out intelligent judgment according to the system water temperature, and discharges the chilled water of the system automatically to prevent frost damage to the unit.



Wide operating range

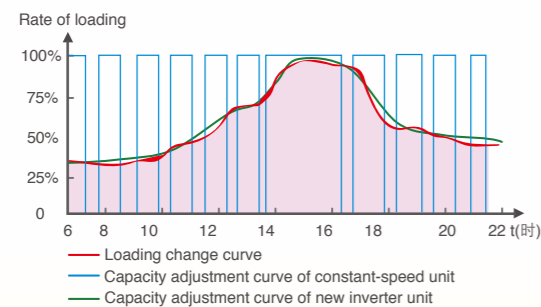
The unit operates normally in the ambient temperature range of -15°C to 48°C and supplies outlet water in the wide temperature range of 5°C to 55°C, meeting the diversified heating and cooling requirements of users.



Features

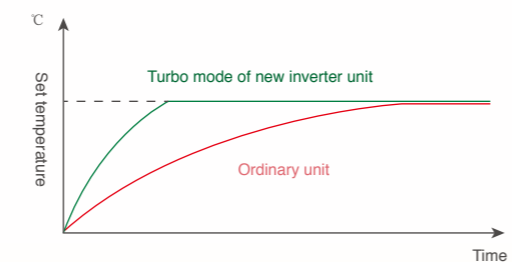
Stepless capacity regulation

New series inverter household central air conditioners realize 15% to 120% stepless capacity regulation and accurate output at partial load to reduce the energy consumption of the compressor and achieve the energy saving objective of output on demand.



Turbo mode


After the air conditioner starts, the compressor starts immediately and operates in a proper state according to the ambient temperature and the temperature set by the user to ensure that the indoor temperature reaches the set temperature in a short period of time, and quickly meet the heating or cooling requirement of the user.



Dual power failure protection function

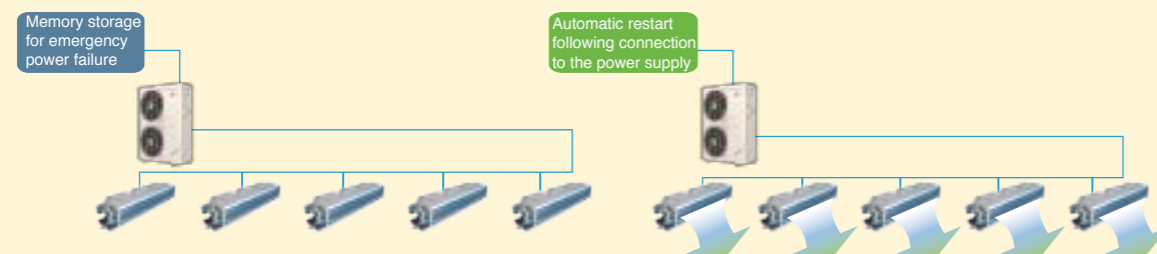
○ Continuous operation of the system in case of emergency power failure of the indoor unit

The system is provided with the function of resisting power failure of the indoor unit. The system can still operate in case of breakdown or emergency power failure of one or several indoor units.



○ Automatic startup when the power supply is resumed (on-site setting is required)

In case of emergency power failure of the air conditioning system, the system automatically records the operating mode prior to the power failure. After the power supply is resumed, the system automatically restores to the operating state prior to the power failure. It is quite convenient for the user due to intelligent control of the system.

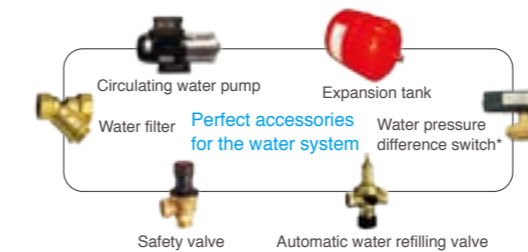


Application



Perfect system configuration

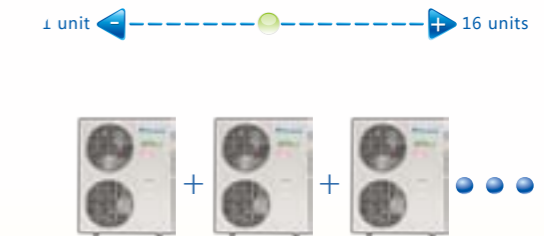
Integrated design is adopted for the unit, and the water system is provided with a complete set of accessories. The occupied area and installation cycle of the water system can be reduced, thus saving the installation costs and enhancing the overall reliability of the air conditioning system. The user only needs to connect the unit to the indoor unit through the chilled water pipe to complete the installation of the water system.



Note: The standard water pressure difference switch is configured for units of 10 to 15HP, but not needed for units of 3 to 8 HP. The water filter, safety valve and automatic water refilling valve are attached to the units.


Combination of modules

Modular design is adopted for new series household central air conditioners, and each group can realize the free combination of 1 to 16 units to easily meet the refrigeration demand of super-large luxury villas (500 to 2000 m²). In case of breakdown of one unit in the combined modules, the other units can normally operate. With superior backup for the normal operation, the user can rest assured in using the units.



Intelligent defrosting

By accurately judging the frosting condition, the unit can enter the intelligent defrosting mode to converge the system heat to the utmost extent to melt the frosting layer and shorten the defrosting time, avoiding problems such as incomplete or frequent defrosting. Manual forced defrosting can be set for heating in the extreme low-temperature environment.



High humidity area: Frosting is not rare at the temperature of 0°C and the relative humidity of 70%.

Low humidity area: Frosting is relatively rare at the temperature of -5°C and the relative humidity of 30%.




Application

Flexible installation

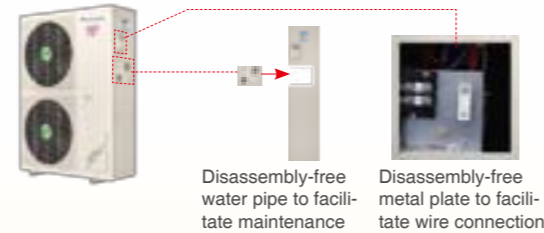
Outstanding space-saving design

The unit in a newly designed structure occupies a small area and can be placed in the front of or at the back of the house, on the balcony or roof. With the pipes designed to be connected to the side of the unit, the distance between the unit and the wall can be minimized when the unit is installed at the windowsill so as to save the installation space and allow the installation and maintenance to be more convenient and flexible.



Unique disassembly-free design

The metal plate of the unit and the metal plate at the water pipe are separated from each other. It is unnecessary to remove the water pipe during the maintenance. The maintenance can be performed after drawing the side plate to the rear. The unit is provided with wire connection lids. There is no need to remove the peripheral metal plate in the wire connection process. The wire connection is quick and simple, and can be completed after removing the wire connection lids.



No performance degradation associated with the pipe length

The flowing medium at the indoor side of new series household air conditioning systems is liquid water. Compared with the indoor unit of fluoride system, there is no problem of performance degradation caused by the length of the connecting pipe. In this way, the requirements for the installation of long connecting pipes can be met.

Item	New household central air conditioner	Traditional fluoride system air conditioner
Performance degradation associated with the pipe length	The performance is not affected by the connecting length of the water pipe.	The performance degradation is quite obvious, and the length and height difference of the connecting pipes are limited.
Indoor system	Water is used as the medium, and refrigerant does not need to be filled.	The cost is high because a large quantity of refrigerant needs to be filled.
Indoor/outdoor unit cooling capacity exceeding rate	The cooling capacity exceeding rate is not restricted, and only the diversity factor needs to be considered.	The maximum cooling capacity exceeding rate for most VRF units is 130%
Safety performance	The water system is environment-friendly and safe, and the connection process is mature and reliable.	Too many welding spots during installation lead to the high possibility of refrigerant leakage, which could endanger the safety of human body.
Maintenance performance	The leakage of the water system can be easily detected and timely maintenance can be carried out.	It is hard to notice the refrigerant leakage, and the escaped refrigerant needs to be replenished every year.

Application

Optional function configuration

Optional functional components

The unit is characterized by a variety of optional functions or components for convenient selection and flexible application to fully meet the requirements of users under different situations.

Item	ModBus protocol	Silent mode	Y-shaped water filter	Anticorrosive aluminum	High-lift water pump	Variable frequency water pump (with the frequency converter being placed externally)	Double-speed water pump	Centralized wired controller	Interlocking controller of the indoor unit	Automatic anti-freezing drain valve
Description	Convenient access to the smart home system	Making the household environment quieter	Filtering impurities of the water system	Recommended for coastal residences	Used when the installation height difference between the indoor unit and outdoor unit is relatively large	Recommended for application in floor heating	Saving operating expenses	Integrated control of the air conditioning system	Realizing the interlocking control of the indoor/outdoor unit	For applications in cold regions
Options	●	●	●	○	○	○	○	○	○	○

● indicates standard configuration ○ indicates optional configuration

Pump head (optional)

Standard circulating water pump for new household central air conditioner. The circulating water pump with a higher lift could be selected for UAL100-150DR5 unit and variable frequency water pump could be selected for UAL030-080ER5 unit to meet the diversified installation requirements.

Unit model	UAL	030ER5	040ER5	050ER5	060ER5	070ER5	080ER5	100DR5	120DR5	150DR5
Standard external lift	m	15	14	18	22	24	22	25	22	18
Lift of high-lift water pump	m	-	-	-	-	-	-	31	28	26

Leaving water temperature control is optional

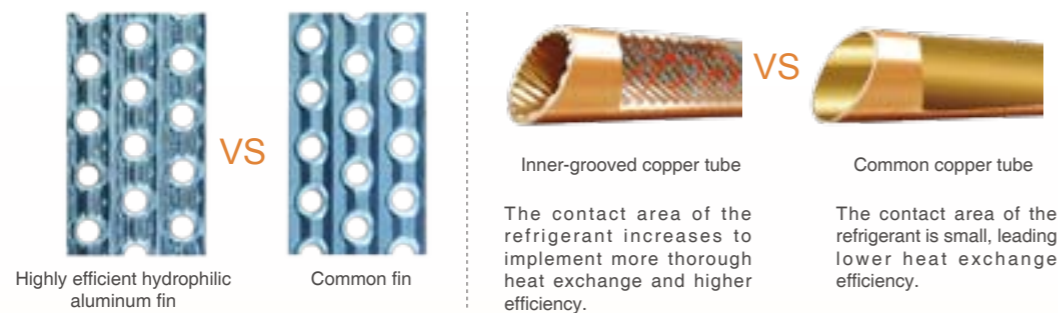
Outlet water temperature control is optional for the unit to accurately control the outlet water temperature of the unit. The insignificant fluctuation in water temperature avoids fluctuations in the air supply temperature of the indoor unit and ensures the true enjoyment of air conditioning.

Technologies

Highly efficient heat exchange design

New high-efficiency inner-grooved copper tube is adopted for new series household central air conditioners to effectively increase the flow rate of the refrigerant and enhance the turbulent flow of the refrigerant, thereby greatly enhancing the heat exchange efficiency.

Hydrophilic aluminum and optimized heat exchange fin are adopted to effectively improve the heat exchange efficiency and enhance the heating and cooling performance of the unit.



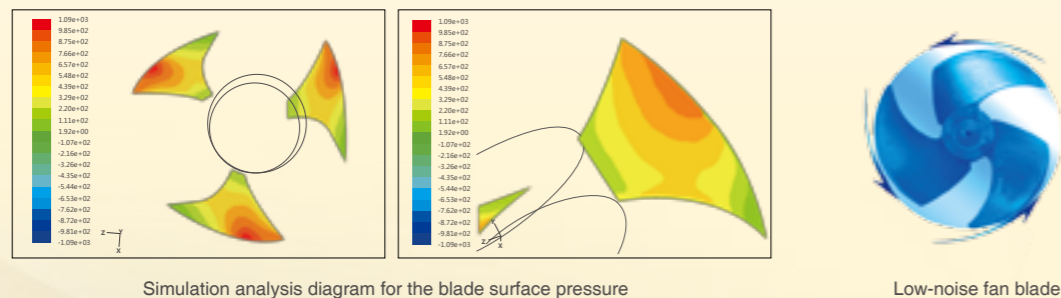
Variable speed fan motor

The energy-saving variable speed fan motor selected for new series household central air conditioners can intelligently regulate the motor speed during the operation according to the load demand and low noise requirement. The motor with its dust and water protection grade reaching IP54 can effectively prevent the accumulation of harmful dust and withstand the washing of rainwater. The ideal selection ensures the quality, as well as reliability and durability of the product.



New vortex fan blade

The blade edge of the fan is designed to form vortex lines to improve the heat exchange efficiency at the air side. In this way, more air will be available for unit to implement heat exchange with the heat exchanger in unit time, thus ensuring the optimized heat exchange efficiency.



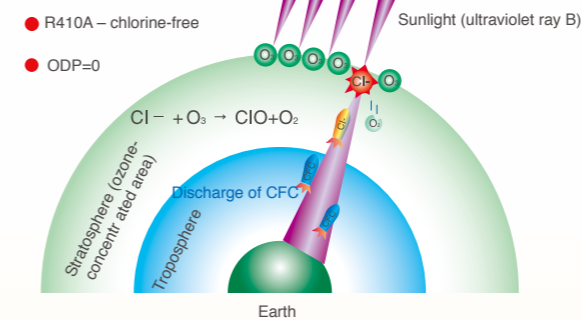
Simulation analysis diagram for the blade surface pressure

Low-noise fan blade

Technologies


Environment-friendly refrigerant

R410A is an internationally recognized environment-friendly refrigerant with Features such as steadiness, non-toxicity and excellent performance. As it does not contain chlorine, it does not cause any damage to the ozone layer. Thanks to the sound cooling capacity per unit volume, R410A can effectively enhance the performance of the unit.




Electronic expansion valve

The 480-step electronic expansion valve imported with original packaging is adopted for the unit to realize accurate throttle control and dynamic matching of the cooling system. Due to fast reaction, high action speed and elimination of static overheating, the unit can constantly operate at the optimized energy efficiency level, thus cutting down the operating expenses of the unit.



Brazed plate heat exchanger

The stainless steel brazed plate heat exchanger of world renowned brand uses the new type of heat exchange technology by cross forced convection to achieve higher heat exchange efficiency. The new type of low resistance fin design can effectively lower the fluid resistance at the refrigerant side and the water side, conducive to giving full play to the capacity of the compressor and lowering the power consumption of external water pumps.



Stainless steel multistage centrifugal pumps

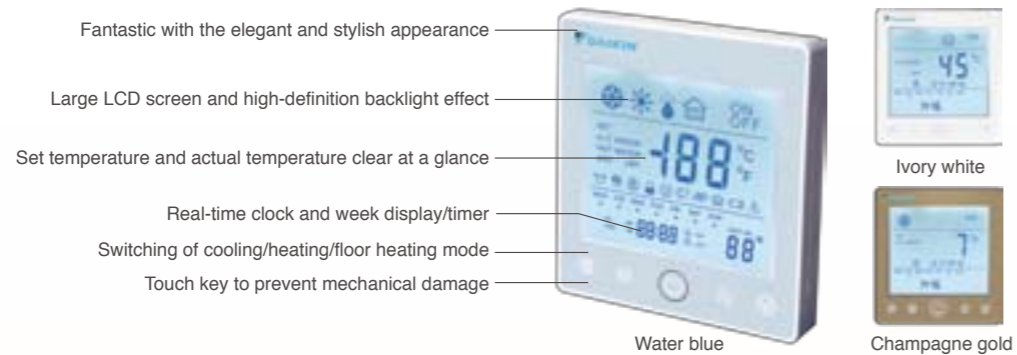
The stainless steel multistage centrifugal pump of maintenance-free mechanical seal design is adopted for the unit, and all the past components of the water pump are made of stainless steel. The pump is characterized by advantages such as ultra low noises, resistance to light corrosion, small size, light weight and long service life. For applications of low load operation on a long-term basis, variable frequency water pumps and double-speed water pumps are also available for selection.



Intelligent control

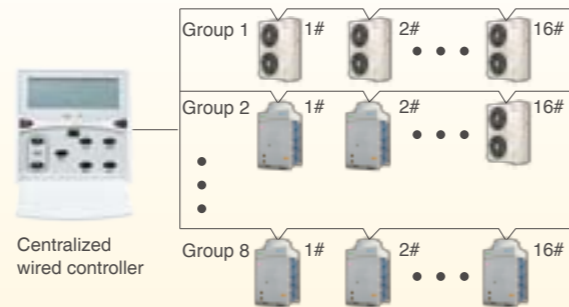
Wired controller for outdoor unit

The stylish appearance is created by relying on the top domestic industrial design organization. The wireless controller uses the full touch screen control of easy operation to realize easy control on the air conditioning unit. The standard color for the touch screen-type wired controller is water blue with color options of ivory white and champagne gold to harmonize with the interior decoration freely.



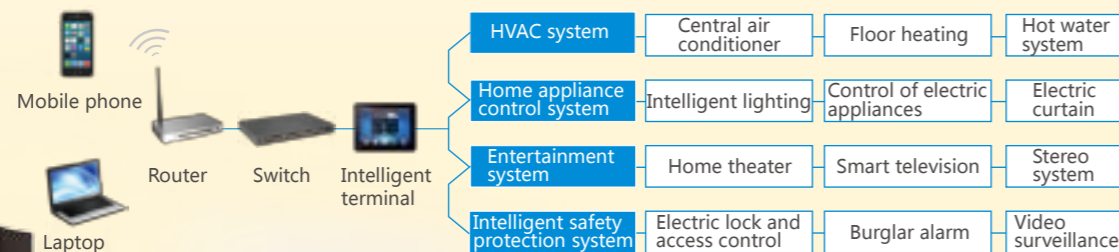
Remote centralized wired controller

The centralized wired controller integrates simplicity and convenience of the wired controller and the group control of the centralized control system to implement system control for a plurality of outdoor units. It can control 1 to 8 groups of outdoor units with each group being combined with 1 to 16 outdoor units in the modular mode. Therefore, the maximum number of outdoor units controlled by the centralized wired controller is 128. The centralized wired controller can perform controls such as mode switching, temperature regulation, and startup/shutdown, provide a variety of functions and realize flexible and convenient applications.



Standard access to the smart home

The standard configuration of RS485 building communication interface for the unit and ModBus communication protocol is standard for convenient and direct access to the smart home system.



Intelligent control

Interlocking control

Interlocking control of wall-mounted oven

The built-in water pump of the unit can be used as the power equipment for the hot water circulation of the wall-mounted oven under the water pump mode.

Interlocking control of the chilled water pump

The startup and shutdown control of the water pump is optimized to prevent fault alarm of the unit caused by poor heat exchange efficiency at the water side.

Auxiliary heat source interlocking control of the system

The auxiliary heat source starting conditions are judged through multiple variables to realize intelligent control on startup and shutdown of the auxiliary heat source.

Remote power-on/off control

Startup and shutdown of the unit are controlled through remote power-on/off control to make operations faster and more convenient.

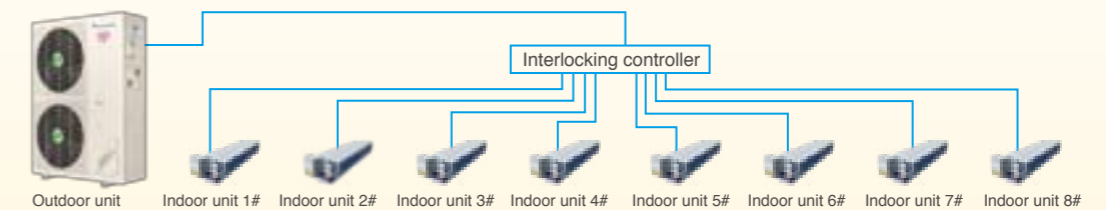
Remote mode selection and control

The unit can be switched between the cooling mode, heating mode, and floor heating mode through remote mode selection and control.



Indoor/outdoor unit interlocking control solution

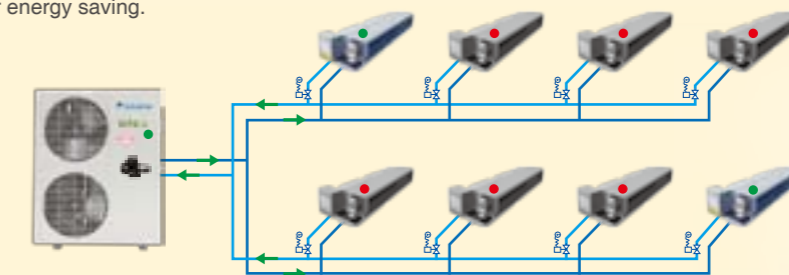
Intelligent control on the startup and shutdown of the outdoor unit is implemented according to the use conditions of the indoor unit/floor heating to realize automatic operation and simple and convenient control. The conventional electric two-way valve interlocking control solution (optional) delivered by Daikin can provide the linkage control interlocking solution (optional) for the indoor unit, where each linkage controller can be connected to up to 8 indoor units. In case that the number of indoor units exceeds 8, multiple linkage controllers can be connected to implement control.



Note: The blue line indicates the interlocking communication line of the indoor unit, and the interlocking controller is an optional accessory.

Ultimate double-variable joint control

With the ultimate double-variable joint control technologies of variable refrigerant flow and variable water flow (the variable frequency water pump and double-speed water pump are optional), new series inverter household central air conditioners can carry out intelligent regulation of the water flow based on the indoor load demand. The flow can be set to a minimum flow of 50%, to regulate the capacity accurately, and optimize the power of the water pump, leading to a new era of air conditioner energy saving.



Note: ● indicates the operating status. ● indicates the halted status.
 indicates the variable frequency water pump. indicates the electric two-way valve.
 For the control of variable water flow, please contact with Daikin.

Specifications

Table of outdoor unit specifications

Unit model UAL	030ER5	040ER5	050ER5	060ER5	070ER5	080ER5	100DR5	120DR5	150DR5		
Nominal cooling capacity	kW	9.4	11.4	14.6	16.8	19.8	24.9	28.1	33.2	41.5	
Nominal heating capacity	kW	9.8	12.0	14.8	17.0	20.8	26.0	28.0	33.0	42.0	
Capacity adjustment		15%~120%						0,100%			
Input power of cooling	kW	3.0	3.9	4.6	5.7	6.7	8.6	8.8	10.4	13.1	
Input power of heating	kW	3.1	3.9	4.8	5.5	6.6	8.3	8.8	10.3	13.1	
IPLV (GB)		4.21	4.23	4.16	4.13	4.15	4.23	-	-	-	
Power supply		220V~/50Hz					380V/3N~/50Hz				
Throttle mode		Electronic expansion valve									
Refrigerant		R410A									
Evaporator type		Vacuum stainless steel brazed plate heat exchanger									
Water flow	m³/h	1.6	2.0	2.5	2.9	3.4	4.3	4.8	5.7	7.1	
Compressor type		Variable frequency rotor type						Constant frequency scroll type			
Fan type		Axial flow three-speed fan						Axial flow double-speed fan			
Water pump	Type	Stainless steel multistage centrifugal									
	Rated power	kW	0.37			0.55			0.75		
	External head	m	15	14	18	22	24	22	25	22	18
Connecting pipe size of water inlet/outlet	mm	DN25					DN32				
External dimension (Length * Width * Height)	mm	950x397x1010			995x395x1362			990x840 x1515	990x840 x1780	1350x840 x1780	
Noise (H/M/L)	dB(A)	56/53/46	56/53/46	58/55/48	58/55/48	59/54/52	60/56/52	64 / 61	64 / 61	65.5 / 62	
Specifications of the power cord	Sectional area of principal line * number of lines	mm²	4x1		6x1		6x3			10x3	
	Sectional area of null line * number of lines	mm²	4x1		6x1			10x1			
	Sectional area of earth wire * number of lines	mm²	4x1		6x1			10x1			
Net weight of the unit	kg	109	110	146	148	158	165	230	271	301	
Operating weight of the unit	kg	111	112	149	151	161	168	234	275	306	

Note:

- The operating condition of nominal cooling: water flow of 0.172m³/(h*kW), water outlet temperature of 7°C and the ambient temperature of 35°C.
- The operating condition of nominal heating: water flow of 0.172m³/(h*kW), water outlet temperature of 45°C and the ambient dry bulb/wet bulb temperature of 7°C/6°C.
- The noise value is measured before ex- factory. The noise value may be different from the data listed in the table due to ambient noises and other reasons.
- The unit and controller are separately ordered. The unit is standard with the built-in water pump, expansion tank, and pressure difference switch (standard configuration of 10/12/15 HP). The accessory of the controller kit contains accessories such as the wired controller, user manual, water filter, automatic water refilling valve and safety valve. The manufacturer reserves the right to change the configuration. Please refer to the delivery configuration of the unit when purchasing.

Specifications

Table of indoor unit specifications

Supper slim indoor unit FWW-VC (DC variable frequency optional)

Unit model	FWW200V	FWW300V	FWW400V	FWW500V	FWW600V	FWW700V	FWW800V	
Rated air flow m³/h	340	510	680	850	1020	1170	1360	
Cooling capacity W	2220	3300	4260	5050	5820	6600	8200	
Heating capacity W	3500	5330	6800	8400	9600	11100	13500	
Dimension of water inlet/outlet (mm)	DN20 cone-shaped internal thread							
High/medium/low noise dB(A)	12Pa static pressure	35.0/28.5/20.5	36.0/31.0/23.0	40.5/34.5/23.0	41.0/36.3/25.6	45.0/39.0/29.8	45.5/40.3/27.9	44.5/38.6/27.4
	30Pa static pressure	38.0/30.0/19.5	39.5/35.0/25.5	42.0/35.0/26.0	44.5/39.5/27.3	47.0/41.1/27.3	47.5/41.8/29.4	47.0/41.3/30.6
External dimension	Length (mm)	625	815	865	945	1045	1095	1425
	Width (mm)	465	465	465	465	465	465	465
	Height (mm)	235	235	235	235	235	235	235

DC inverter indoor unit FWW-EC

Unit model	FWW200EC	FWW300EC	FWW400EC	FWW500EC	FWW600EC	FWW800EC	
Rated air flow m³/h	340	510	680	850	1020	1360	
Cooling capacity W	2550	3550	4330	5200	6100	8200	
Heating capacity W	3800	5800	6800	8650	10450	14000	
Dimension of water inlet/outlet (mm)	DN20 cone-shaped internal thread						
High/medium/low noise dB(A)	12Pa static pressure	34.0/27.2/20.9	35.5/29.1/18.9	37.0/29.7/22.5	40.0/32.6/24.0	44.5/37.1/30.1	43.0/36.9/29.6
	30Pa static pressure	37.5/31.0/23.0	39.0/33.5/20.0	41.0/33.0/25.0	42.5/35.1/25.8	46.5/39.8/32.5	44.5/37.8/30.3
External dimension	Length (mm)	675	815	915	995	1095	1425
	Width (mm)	478	478	478	478	478	478
	Height (mm)	235	235	235	235	235	235

Large temperature difference ceiling exposed FWW-AA

Unit model	FWW200AA	FWW300AA	FWW400AA	FWW600AA	FWW800AA	
Rated air flow m³/h	340	510	680	1020	1360	
Cooling capacity W	2125	3385	4390	6207	8096	
Heating capacity W	3576	5427	6915	12238	13216	
Dimension of water inlet/outlet (mm)	DN20 cone-shaped internal thread					
High/medium/low noise dB(A)	0Pa static pressure	36/32/23	40/36/25	43/36/29	46/42/30	46/42/32
	Length (mm)	963	1103	1203	1383	1713
External dimension	Width (mm)	272	272	272	272	272
	Height (mm)	557	557	557	557	557

Large temperature difference ceiling concealed FWW-DA

Unit model	FWW200DA	FWW300DA	FWW400DA	FWW500DA	FWW600DA	FWW800DA	
Rated air flow m³/h	348	446	665	831	923	1369	
Cooling capacity W	1840	2460	3410	3860	4420	6830	
Dimension of water inlet/outlet (mm)	DN20 cone-shaped internal thread						
High/medium/low noise dB(A)	50Pa static pressure	43.4/42.7/39.2	46/45/42	45.7/44.9/41.9	47.1/46.8/44.6	49.7/49.2/46.6	49.1/48.6/47
	75Pa static pressure	43.3/42.6/40.2	46.5/45.6/43.4	46/45.3/43.7	47.1/46.7/44.8	49.6/49.2/47.4	49.2/48.7/47.5
External dimension	Length (mm)	677	827	927	997	1097	1427
	Width (mm)	530	530	530	530	530	530
	Height (mm)	243	243	243	243	243	243

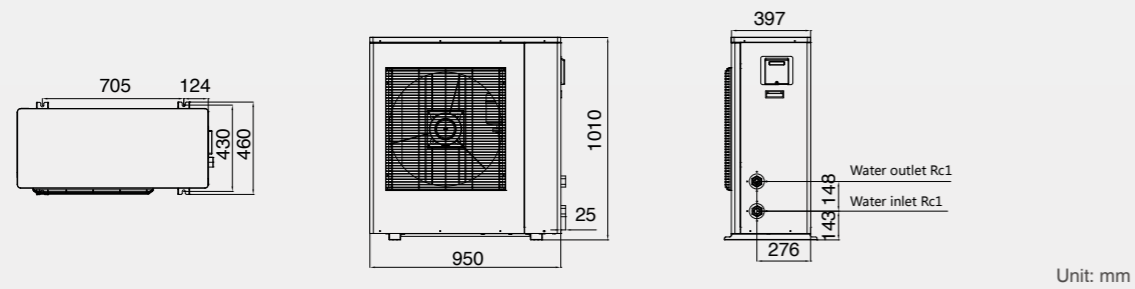
Note:

- For FWW-VC and FWW-EC, the cooling capacity is measured base on the air inlet dry bulb/wet bulb temperature is 27°C/19.5°C and the water inlet/outlet temperature is 7°C/12°C; the heating capacity is measured base on the air inlet dry bulb temperature is 21°C, the water inlet temperature is 60°C and the water flow is the same as that of the cooling condition.
- For FWW-AA, the cooling capacity is measured base on the air inlet dry bulb/wet bulb temperature is 27°C/19.5°C and the water inlet/outlet temperature is 5.5°C/14.5°C; the heating capacity is measured base on water inlet 60°C with the same water flow as cooling mode.
- For FWW-DA, the cooling capacity is measured base on the air inlet dry bulb/wet bulb temperature is 24°C/18°C and the water inlet/outlet temperature is 5.5°C/14.5°C.
- The rated air flow is measured in the standard air and dry coil condition (dry bulb temperature: 20°C).
- The noise value of the sound pressure level is measured in the hemi-anechoic chamber with a background noise of the 11.5dB (A) (in accordance with 19232-2003 GB/T).
- For more information about the models of indoor units, please contact with Daikin.

Installation and use

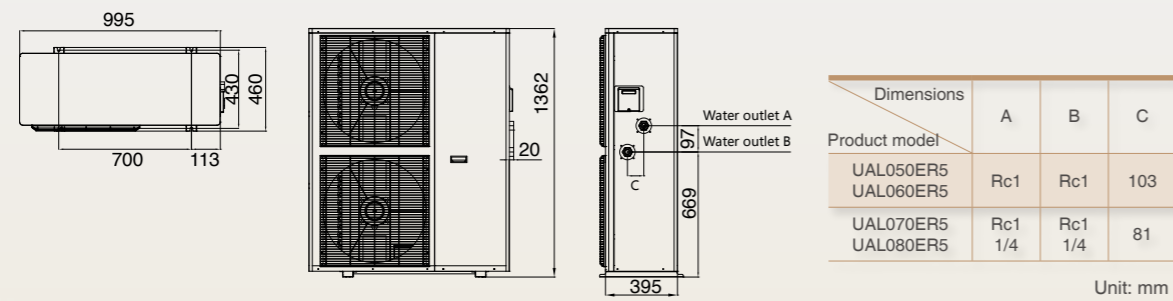
Dimensions of the unit

UAL030 / 040ER5



Unit: mm

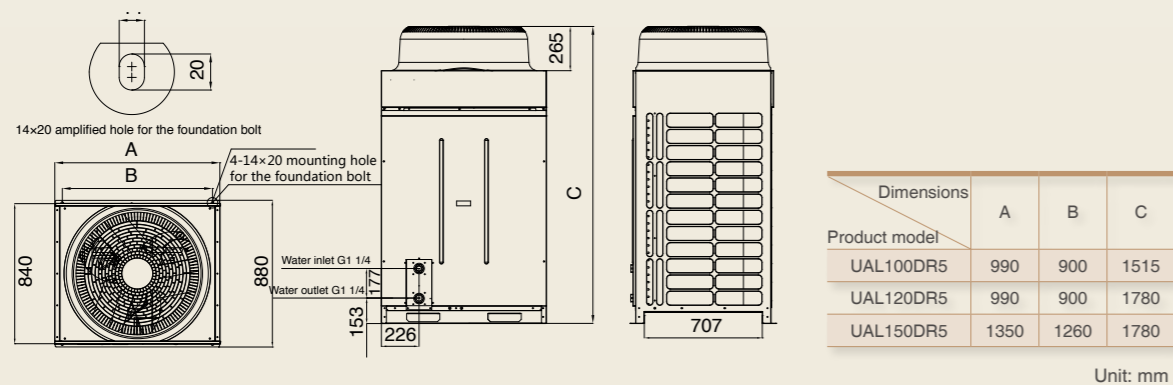
UAL050 / 060 / 070 / 080ER5



Dimensions	A	B	C
Product model			
UAL050ER5	Rc1	Rc1	103
UAL060ER5	Rc1	Rc1	103
UAL070ER5	Rc1	Rc1	81
UAL080ER5	1/4	1/4	81

Unit: mm

UAL100 / 120 / 150DR5



Dimensions	A	B	C
Product model			
UAL100DR5	990	900	1515
UAL120DR5	990	900	1780
UAL150DR5	1350	1260	1780

Unit: mm

Installation and use

Diagram of the installation space

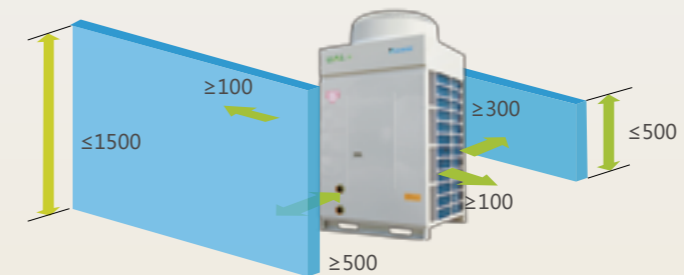
UAL030 / 040 / 050 / 060 / 070 / 080ER5



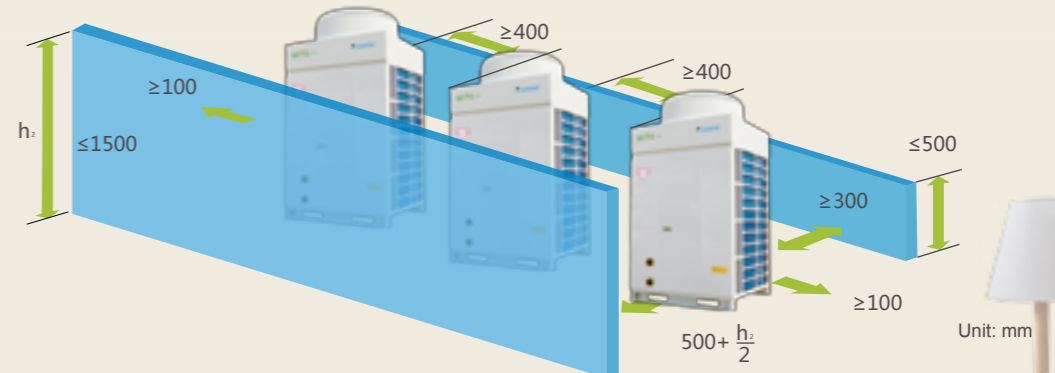
Note: Methods A and B are conventional installation methods. For more installation methods, please refer to the installation manual attached to the unit.

UAL100 / 120 / 150DR5

Installation of a single unit:



Installation of multiple units:



Unit: mm

Standardized professional after-sales service around the globe



The after-sales service team provides services after receiving professional training and meeting the requirements. More than 30,000 unified service outlets are distributed all over the world (with nearly 1200 located in China).

- Service hotlines are set up at the headquarters and sales branches of the company to accept user consultation.
- One-year free quality warranty and life-long paid warranty and maintenance.
- The company will provide effective return visit and tracking services for the products sold and the customer service.

Franchised dealer:



9601019



EMS 80362



7644



Test No. CNAS L0778



CCC



生产许可证
XK09-011-400378

- The quality system has passed the ISO9001 international certification.
- The environment system has passed the ISO14001 international certification.
- The occupational health and safety assessment system has passed the BS-OHSAS18001 international certification.
- The testing center has been recognized by the China National Accreditation Service for Conformity Assessment (CNAS).
- Products with the cooling capacity below 24.36 kW have been awarded the China Compulsory Certification mark.
- Products with the cooling capacity above 24.36 kW have received the National Industrial Production License.

CA-UAL-MINI-V01

★ The products in the publications may be discrepant with the actual products. Please refer to the actual products when purchasing.

★ All the documents have been carefully reviewed. Daikin shall not be held responsible for consequences arising from printing errors (if any).

CH1508-3000-B